

3-Step ML Auxiliary Variable Integration Using `MplusAutomation`

Adding Covariate and Distal Outcome Variables to Mixture Models

IMMERSE Project: Adam Garber

February, 21, 2023



The Institute of Mixture Modeling for Equity-Oriented Researchers, Scholars, and Educators (IMMERSE) is an IES funded training grant (R305B220021) to support education scholars in integrating mixture modeling into their research.

Visit our [Website](#) to learn more about the IMMERSE project.

Follow us on [Twitter](#) for updates on posted resources!

Visit our [GitHub](#) account to follow along with this tutorial & others.

What is included in this video tutorial?

This R tutorial automates the 3-step ML auxiliary variable procedure using the `MplusAutomation` package (Hallquist & Wiley, 2018) to estimate models and extract relevant parameters. To learn more about auxiliary variable integration methods and why multi-step methods are necessary for producing un-biased estimates see Asparouhov & Muthén (2014).

The motivation for this tutorial is that conducting the 3-step manually is highly error prone as it requires pulling logit values estimated in the step-1 model and adding them in the model statement of the step-2 model (i.e., lots of copying & pasting). In contrast, this approach is fully replicable and provides clear documentation which translates to more reliable research. Also, it saves time!

How to reference this tutorial:

Garber, A. C. (2021). 3-Step ML Auxiliary Variable Integration Using MplusAutomation. Retrieved from psyarxiv.com/phtxa

Follow along! Link to Github repository:

<https://github.com/immerse-ucsb/3step-ML-auto>

Load packages

```
library(MplusAutomation) # Conduit between R & Mplus
library(glue)            # Pasting R code into strings
library(here)           # Location, location, location
library(tidyverse)      # Tidyness
```

Data Source: Civil Rights Data Collection (CRDC)

The CRDC is a federally mandated school and district level data collection effort that occurs every other year. This public data is currently available for selected variables across 4 years (2011, 2013, 2015, 2017) and all US states. In the following tutorial six focal variables are utilized as indicators of the latent class model; three variables which report on harassment/bullying in schools based on disability, race, or sex, and three variables on full-time equivalent school staff employees (counselor, psychologist, law enforcement). For this example, we utilize a sample of schools from the state of Arizona reported in 2017.

Information about CRCD: <https://www2.ed.gov/about/offices/list/ocr/data.html>

Data access (R): <https://github.com/UrbanInstitute/education-data-package-r>

Read in CSV data file from the `data` subfolder

```
data_3step <- read_csv(here("data", "crdc_aux_data.csv"))
```

“Manual 3-Step” ML Auxiliary Variable Integration Method

Step 1 - Estimate the unconditional model with all covariate & distal outcome variables mentioned in the auxiliary statement.

NOTE: In this example, Mplus input and output files are directed to the sub-folder `3step_mplus`. Due to the fact that adding auxiliary variables is conducted after enumeration, generally other sub-folders will exist in the top-most Rproject folder such as `enum_mplus`, `data`, and `figures`.

```
m_step1 <- mplusObject(
  TITLE = "Step1 (MANUAL 3-STEP ML APPROACH)",
  VARIABLE =
    "categorical = report_dis report_race report_sex counselors_fte psych_fte law_fte;

    usevar = report_dis report_race report_sex counselors_fte psych_fte law_fte;

    classes = c(3);

    !!! All auxiliary variables to be considered in the final model should be listed here !!!
    auxiliary =
    lunch_program read_test math_test;",

  ANALYSIS =
    "estimator = mlr;
    type = mixture;
    starts = 500 100;

    !!! to replicate class order use, `optseed = 887580;` !!!",

  SAVEDATA =
    "!!! This saved dataset will contain class probabilities and modal assignment columns !!!
    File=3step_savedata.dat;
    Save=cprob;
    Missflag= 999;",

  PLOT =
    "type = plot3;
    series = report_dis report_race report_sex counselors_fte psych_fte law_fte(*);",

  usevariables = colnames(data_3step),
  rdata = data_3step)

m_step1_fit <- mplusModeler(m_step1,
  dataout=here("3step_mplus", "Step1_3step.dat"),
  modelout=here("3step_mplus", "Step1_3step.inp") ,
  check=TRUE, run = TRUE, hashfilename = FALSE)
```

Step 2 - Extract logits & saved data from the step 1 unconditional model.

Extract logits for the classification probabilities for the most likely latent class

```
logit_cprobs <- as.data.frame(m_step1_fit[["results"]]
                              [["class_counts"]]
                              [["logitProbs.mostLikely"]])
```

Extract saved data from the step 1 model mplusObject named "m_step1_fit"

```
savedata <- as.data.frame(m_step1_fit[["results"]]
                          [["savedata"]])
```

Rename the column in savedata for "C" and change to "N"

```
colnames(savedata)[colnames(savedata)=="C"] <- "N"
```

Step 2 (part 2) - Estimate the unconditional model with logits from step 2.

This model is estimated to check that the class proportions are approximately the same as in step 1.

```
m_step2 <- mplusObject(
  TITLE = "Step2 (MANUAL 3-STEP ML APPROACH)",

  VARIABLE =
  "nominal=N;
  USEVAR = n;
  missing are all (999);
  classes = c(3); ",

  ANALYSIS =
  "estimator = mlr;
  type = mixture;
  starts = 0;",

  MODEL =
  glue(
  "%C#1%
  [n#1@{logit_cprobs[1,1]}};
  [n#2@{logit_cprobs[1,2]}};

  %C#2%
  [n#1@{logit_cprobs[2,1]}};
  [n#2@{logit_cprobs[2,2]}};

  %C#3%
  [n#1@{logit_cprobs[3,1]}};
  [n#2@{logit_cprobs[3,2]}};"),

  usevariables = colnames(savedata),
```

```

rdata = savedata)

m_step2_fit <- mplusModeler(m_step2,
  dataout=here("3step_mplus", "Step2_3step.dat"),
  modelout=here("3step_mplus", "Step2_3step.inp"),
  check=TRUE, run = TRUE, hashfilename = FALSE)

```

Step 3 - Add covariates & distal outcomes to the model.

Estimate the final SEM Model - Moderation Example

Specification details:

- This example contains two distal outcomes (`read_test` & `math_test`) and one binary covariate (`lunch_program`).
- Under each class-specific statement (e.g., `%C#1%`) the distal outcomes are mentioned to estimate the intercept parameters.
- Moderation is specified by mentioning the `"outcome ON covariate;"` syntax under each of the class-specific statements.
- Note that the binary covariate is centered so that reported distal means (intercepts) are estimated at the weighted average of `lunch_program`.

```

m_step3 <- mplusObject(
  TITLE = "Step3 (MANUAL 3-STEP ML APPROACH)",

  VARIABLE =
  "nominal = N;
  usevar = n;
  missing are all (999);

  usevar = lunch_pr read_tes math_tes;
  classes = c(3); ",

  DEFINE =
  "Center lunch_pr (Grandmean);",

  ANALYSIS =
  "estimator = mlr;
  type = mixture;
  starts = 0;",

  MODEL =
  glue(
  "!!! OUTCOMES = read_tes math_tes !!!
  !!! MODERATOR = lunch_pr !!!"

```

```

%OVERALL%
read_tes on lunch_pr;
read_tes;

math_tes on lunch_pr;
math_tes;

%C#1%
[n#1@{logit_cprobs[1,1]}];
[n#2@{logit_cprobs[1,2]}];

[read_tes](m01);
read_tes;          !!! estimate conditional intercept !!!
read_tes on lunch_pr (s01);    !!! estimate conditional regression !!!

[math_tes] (m1);
math_tes;
math_tes on lunch_pr (s1);

%C#2%
[n#1@{logit_cprobs[2,1]}];
[n#2@{logit_cprobs[2,2]}];

[read_tes](m02);
read_tes;
read_tes on lunch_pr (s02);

[math_tes] (m2);
math_tes;
math_tes on lunch_pr (s2);

%C#3%
[n#1@{logit_cprobs[3,1]}];
[n#2@{logit_cprobs[3,2]}];

[read_tes](m03);
read_tes;
read_tes on lunch_pr (s03);

[math_tes] (m3);
math_tes;
math_tes on lunch_pr (s3);"),

MODELCONSTRAINT =
"New (diff12 diff13
diff23 slope12 slope13
slope23 ndiff12 ndiff13
ndiff23 nslope12 nslope13
nslope23);

diff12 = m1-m2;    ndiff12 = m01-m02;
diff13 = m1-m3;    ndiff13 = m01-m03;
diff23 = m2-m3;    ndiff23 = m02-m03;

```

```

slope12 = s1-s2; nslope12 = s01-s02;
slope13 = s1-s3; nslope13 = s01-s03;
slope23 = s2-s3; nslope23 = s02-s03;",

MODELTEST =
## NOTE: Only a single Wald test can be conducted per model run. Therefore,
## this example requires running separate models for each omnibus test (e.g.,
## 4 models; 2 outcomes and 2 slope coefficients). This can be done by
## commenting out all but one test and then estimating multiple versions of the model.

"!m01=m02;    !!! Distal outcome omnibus Wald test for `read_tes` !!!
!m02=m03;

!s01=s02;    !!! Slope difference omnibus Wald test for `read_tes on lunch_pr` !!!
!s02=s03;

m1=m2;      !!! Distal outcome omnibus Wald test for `math_tes` !!!
m2=m3;

!s1=s2;      !!! Slope difference omnibus Wald test `math_tes on lunch_pr` !!!
!s2=s3;

",

usevariables = colnames(savedata),
rdata = savedata)

m_step3_fit <- mplusModeler(m_step3,
                           dataout=here("3step_mplus", "Step3_3step.dat"),
                           modelout=here("3step_mplus", "Step3_3step.inp"),
                           check=TRUE, run = TRUE, hashfilename = FALSE)

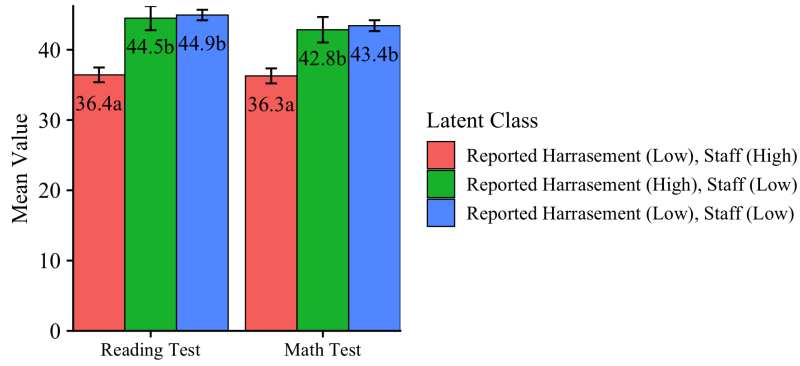
```

End of 3-Step Procedure

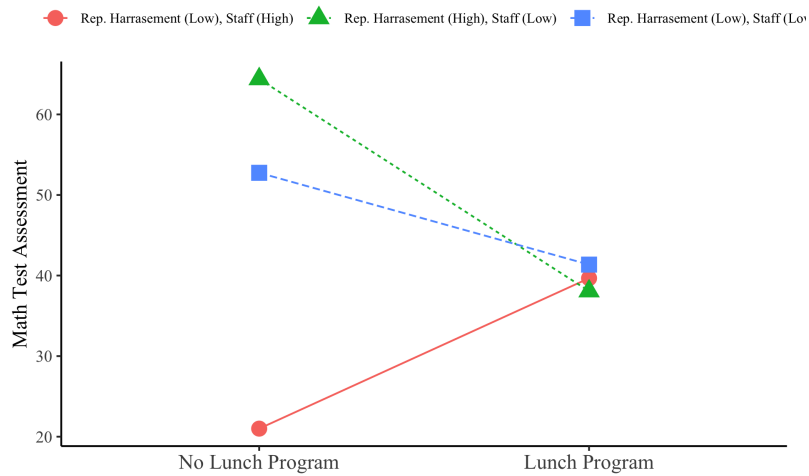
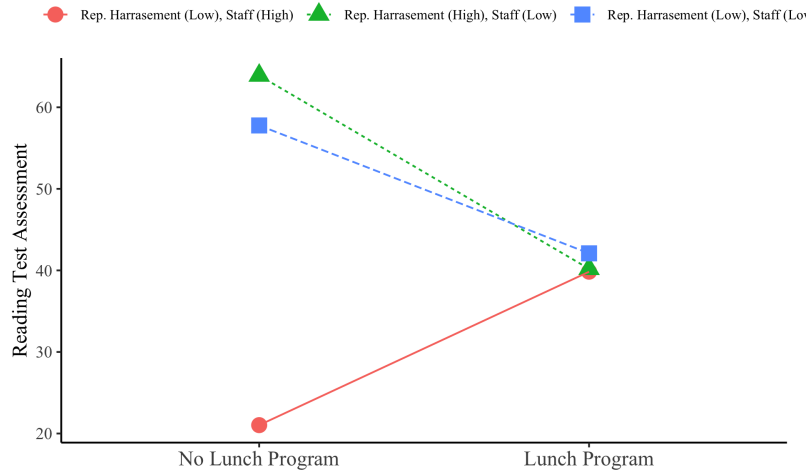
Visualize results:

NOTE: The next video in this series will include a detailed tutorial on how to interpret auxiliary variable output (i.e. distal outcomes & covariates) in the context of moderation. This tutorial will also cover R code to generate figures for visualizing the results.

Distal outcome mean differences



Latent class moderates effect of school Lunch Program (X) on Reading & Mathassessments (Ys)



References

- Asparouhov, T., & Muthén, B. O. (2014). Auxiliary variables in mixture modeling: Three-step approaches using Mplus. *Structural Equation Modeling*, 21, 329–341. <http://dx.doi.org/10.1080/10705511.2014.915181>
- Hallquist, M. N., & Wiley, J. F. (2018). MplusAutomation: An R Package for Facilitating Large-Scale Latent Variable Analyses in Mplus. *Structural equation modeling: a multidisciplinary journal*, 25(4), 621-638.
- Müller, Kirill. (2017). Here: A Simpler Way to Find Your Files. <https://CRAN.R-project.org/package=here>.
- Muthén, B. O., Muthén, L. K., & Asparouhov, T. (2017). *Regression and mediation analysis using Mplus*. Los Angeles, CA: Muthén & Muthén.
- Muthén, L.K. and Muthén, B.O. (1998-2017). *Mplus User's Guide*. Eighth Edition. Los Angeles, CA: Muthén & Muthén
- US Department of Education Office for Civil Rights. (2014). *Civil rights data collection data snapshot: School discipline*. Issue brief no. 1.
- R Core Team (2017). *R: A language and environment for statistical computing*. R Foundation for Statistical Computing, Vienna, Austria. URL <http://www.R-project.org/>
- Wickham et al., (2019). Welcome to the tidyverse. *Journal of Open Source Software*, 4(43), 1686, <https://doi.org/10.21105/joss.01686>
-